

Using Winshuttle Foundation to Enhance Master Data and Make a Positive Impact on Order to Cash

Jill Edge | Carhartt



WINSHUTTLE
USER
GROUP CONFERENCE

Agenda

- Introductions
- Business use case
- Solution overview
- Demo
- Results/future plans
- Questions



Introductions

- Who is Carhartt?
- Master Data Team
 - Monitor, manage and maintain data
- Our Winshuttle story
 - SAP: More data, more challenges
 - 2012 – Transaction, Query (MM01, MM02)
 - 2014 – Workflow



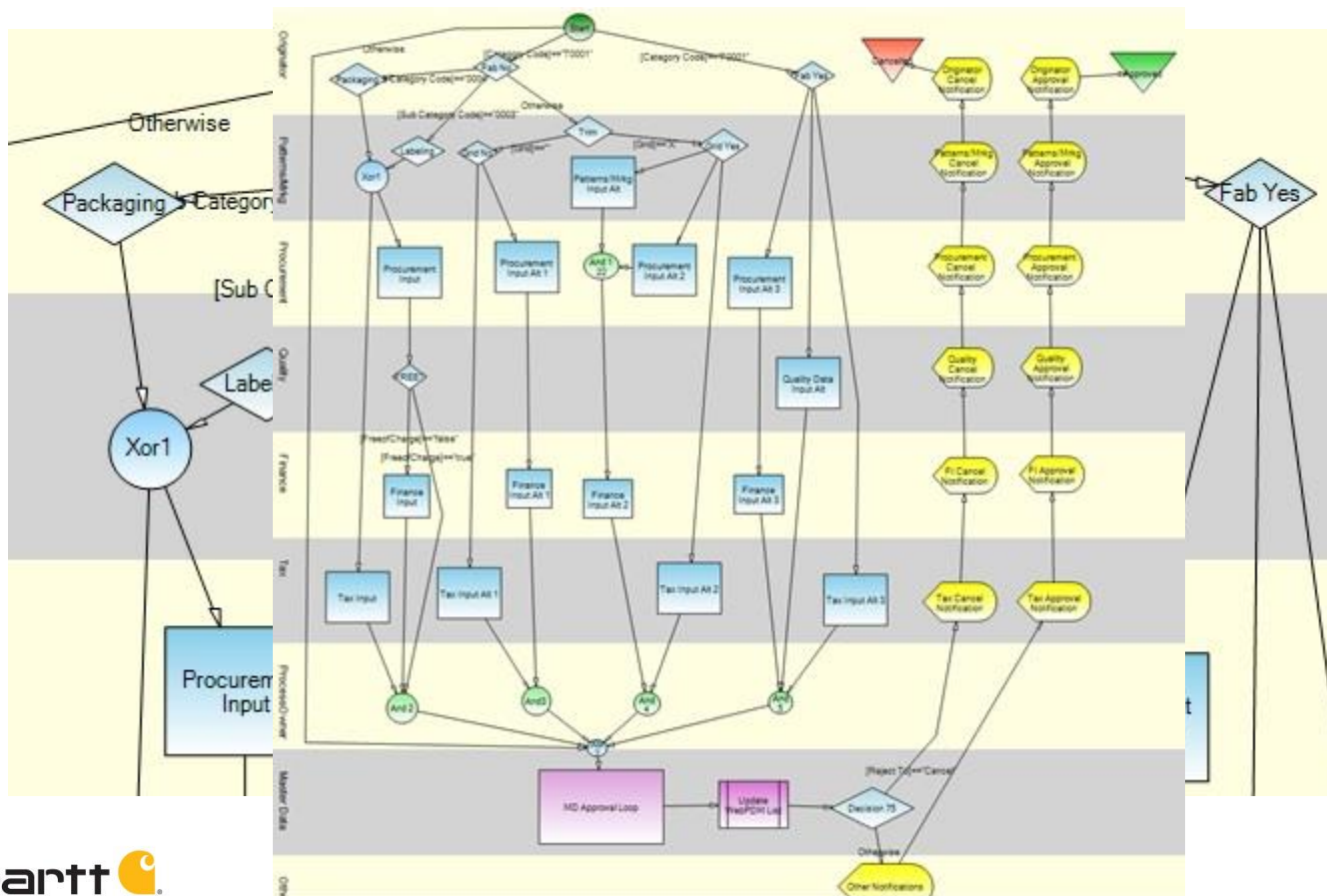
Business Use Case

- Problem: Inefficient material creation process
 - Spreadsheet-based
 - Manual task tracking
 - More prone to user error/business implications
- Solution: Build workflow to create raw materials
 - Form-based
 - Automated task notification & tracking
 - Built-in data error prevention



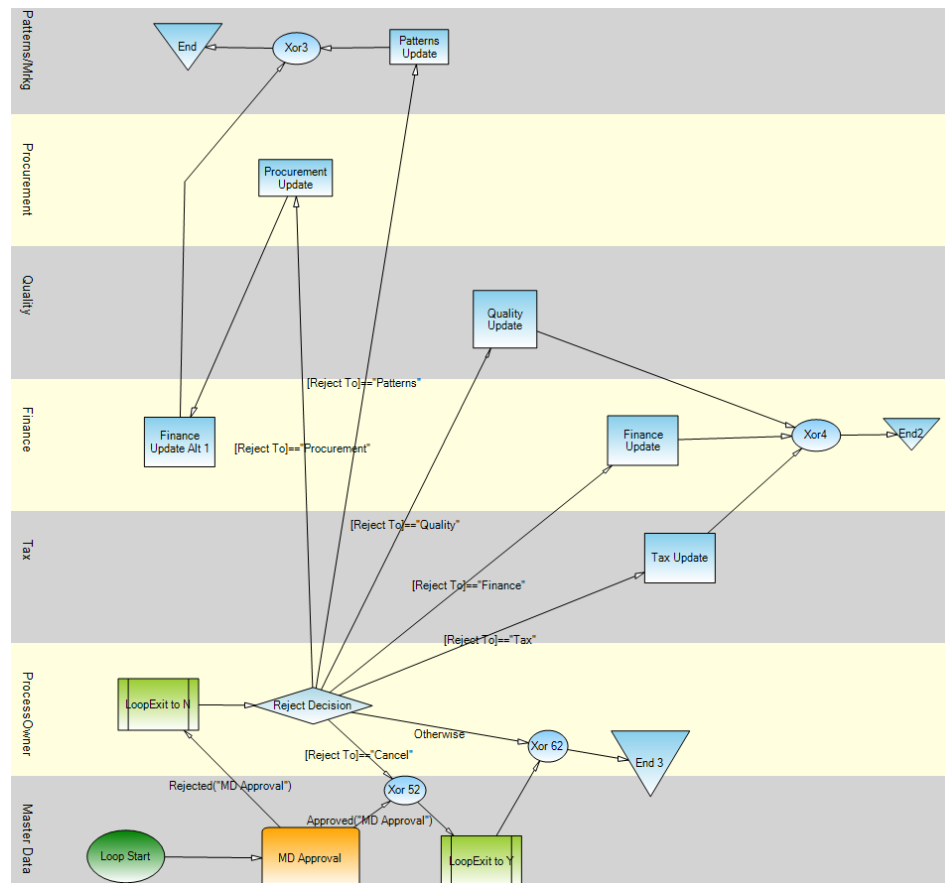
Workflow Solution Overview

- Workflow key features
 - Decision trees route process to correct teams



Workflow Solution Overview


- Workflow key features
 - Approval loop allows rejection to specific point in process



Workflow Solution Overview

- Workflow key features
 - Automated emails for task assignment/completion

ACTION REQUIRED: Create Raw Material 11/25/2015 11:52:08 AM - KB008-N211

 winshuttlesystem@carhartt.com

 Follow up. Completed on Wednesday, December 02, 2015.

Sent: Wed 12/2/2015 9:30 AM

To:  Jill Edge

The following activity has been assigned to Jill Edge

Instructions:

Please follow the Main Page link to add your data to the RM Create form. The list below shows the current status of each step in the process. If you have any questions or concerns, please open a ticket with User Support (6565, usersupport@carhartt.com or <https://carharttprod.service-now.com/ess/>). Thank you for your quick response.

Process Name: Create Raw Material - Create Raw Material 11/25/2015 11:52:08 AM
Activity Name: MD Approval
Due Date: 12/3/2015 9:26:42 AM

Reference

[Main Page](#)

History

Master Data: Jill Edge Comment:	Status: Assigned	Assigned Date: 12/2/2015 9:26:42 AM	Disposition Date:
Finance: Jason Walter Comment:	Status: Completed	Assigned Date: 12/1/2015 11:20:55 AM	Completion Date: 12/2/2015 9:26:42 AM
Patterns/Mrkg: Becca Lamb Comment:	Status: Completed	Assigned Date: 11/25/2015 11:52:09 AM	Completion Date: 11/30/2015 7:53:40 AM
Procurement: Lisa Noble Comment:	Status: Completed	Assigned Date: 11/25/2015 11:52:09 AM	Completion Date: 12/1/2015 11:20:55 AM



Workflow Solution Overview

- Form key features
 - Sharepoint lists simplify form entry and maintenance

WS Central ▸ WEB PDM Import ▸ All Items ▾

Home Dev Forms Development Forms

Libraries	<input type="checkbox"/>		Title	Plant	Style	SAP Description	UOM	Material Group	Folder Category	Folder Subcategory	Fabric or Trim Group	Product Name
TRANSACTION Scripts			1		TH022-G207	Embroidery Thread Rayon	EA	49	Trim	Garment Trims/Findings	Thread	TH022
Data Files			1		TH022-Y250	Embroidery Thread Rayon	EA	49	Trim	Garment Trims/Findings	Thread	TH022
Data Templates			1		TH004-V305	Embroidery Thread Polyester	YD	49	Trim	Garment Trims/Findings	Thread	TH004
Supporting Files			1		EB008-WHT	Embroidery Tearaway Backing	EA	49	Trim	Garment Trims/Findings	Embroidery Backing	EB008
Completed Data Files			1		DE082-DNM	12.75oz Blended Denim	YD	48	Fabric	Woven	Denim	DE082
QUERY scripts			1		FRRB6-BLK	7oz FR Rib Knit	YD	48	Fabric	Knit	Rib Knit	FRRB6
QUERY Templates			1		CV005-APH	7.5oz Canvas	YD	48	Fabric	Woven	Canvas	CV005
Data Dictionaries			1		EY061-ANI	34L Metal Eyelet	EA	49	Trim	Garment Fasteners/Hardware	Eyelet	EY061
QUERY Data Files			1		FRJE4-SDW	7oz FR Jersey	YD	48	Fabric	Knit	Jersey	FRJE4
Solution Packages			1		HT301	Iron Spike Series Hang Tag	EA	49	Trim	Packaging	Hang Tag	HT301
Solution Backup			1		KC086-BLK	2x2 Straight Knit Cuff 6"	EA	49	Trim	Garment Trims/Findings	Knit Cuff	KC086

Lists
Tasks
WEB PDM Import
DEVHierarchy
Discussions

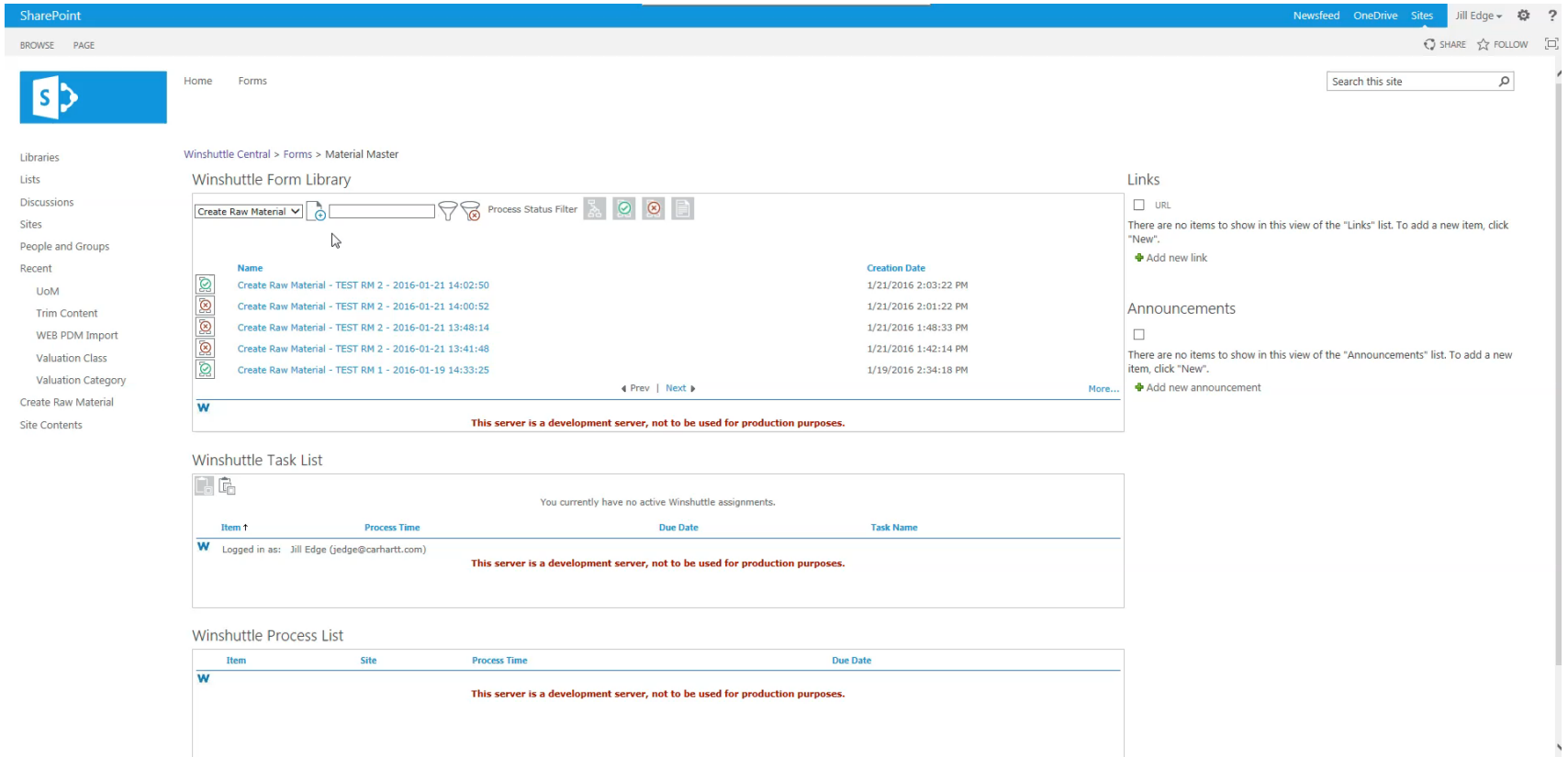


Workflow Solution Overview

- Form key features
 - Built-in data error prevention (default values, highlighting, auto populating, etc.)

AFS MRP			
MRP Indicator	N	Discrete Batch Number	<input type="checkbox"/>
AFS MRP Status	<input checked="" type="checkbox"/>	Category Profile	ZCAT
Section			
Additional Data			
Weight Unit	G	Net Weight	
Section			
Alternate Unit of Measure			
Alt UoM Denominator		Alt UoM Unit	Alt UoM Numerator
1			
<input checked="" type="checkbox"/> Repeating Table			
Section			
<input type="checkbox"/> Extend?			
Extend Material to Plant <input type="checkbox"/> Copy Values			
Material Number		Reference Material	
Plant		Reference Plant	
Storage Location		Reference Storage Location	
Purchasing Group		GR Processing Time In Days	
Post To Inspection Stock	<input type="checkbox"/>	Planning Time Fence	

Demo



SharePoint Newsfeed OneDrive Sites Jill Edge

BROWSE PAGE

Home Forms

Search this site

Winshuttle Central > Forms > Material Master

Winshuttle Form Library

Create Raw Material

Name	Creation Date
Create Raw Material - TEST RM 2 - 2016-01-21 14:02:50	1/21/2016 2:03:22 PM
Create Raw Material - TEST RM 2 - 2016-01-21 14:00:52	1/21/2016 2:01:22 PM
Create Raw Material - TEST RM 2 - 2016-01-21 13:48:14	1/21/2016 1:48:33 PM
Create Raw Material - TEST RM 2 - 2016-01-21 13:41:48	1/21/2016 1:42:14 PM
Create Raw Material - TEST RM 1 - 2016-01-19 14:33:25	1/19/2016 2:34:18 PM

W This server is a development server, not to be used for production purposes.

Winshuttle Task List

You currently have no active Winshuttle assignments.

Item	Process Time	Due Date	Task Name
W Logged in as: Jill Edge (jedge@carhartt.com)			

W This server is a development server, not to be used for production purposes.

Winshuttle Process List

Item	Site	Process Time	Due Date
W			

W This server is a development server, not to be used for production purposes.

Links

URL

There are no items to show in this view of the "Links" list. To add a new item, click "New".

[Add new link](#)

Announcements

There are no items to show in this view of the "Announcements" list. To add a new item, click "New".

[Add new announcement](#)

Results

- Positive impact on order to cash
 - Faster turnaround (5.5 vs. 15 workdays)
 - Easier task completion
 - Enjoyable for users
 - Less need to correct data errors
 - Earlier sample delivery
 - Cleaner data



Results

- Positive feedback on workflow
 - “It’s quick and easy to use.”
 - “I like that it automatically populates information to help eliminate user error.”
 - “Notifications are clear when you have a task to perform and when all tasks are complete.”

“Not only does the workflow save our users hours of work every month, it also helps us work together with other teams on our mutual goal of master data excellence.” -Barb West, Manager of Data Integrity

Future Plans

- Begin using Composer
- Create more workflow solutions
 - Create additional material types (MM01)
 - Indirect procurement (ME51N, ME21N, etc.)
- Develop a reporting dashboard



Questions?

