


# Winshuttle Extreme for SAP HR: Increasing the value of your Winshuttle Solutions!


Tiffani Marsing | Winshuttle



# Introduction



App – Winshuttle




#WUG2014 – Twitter



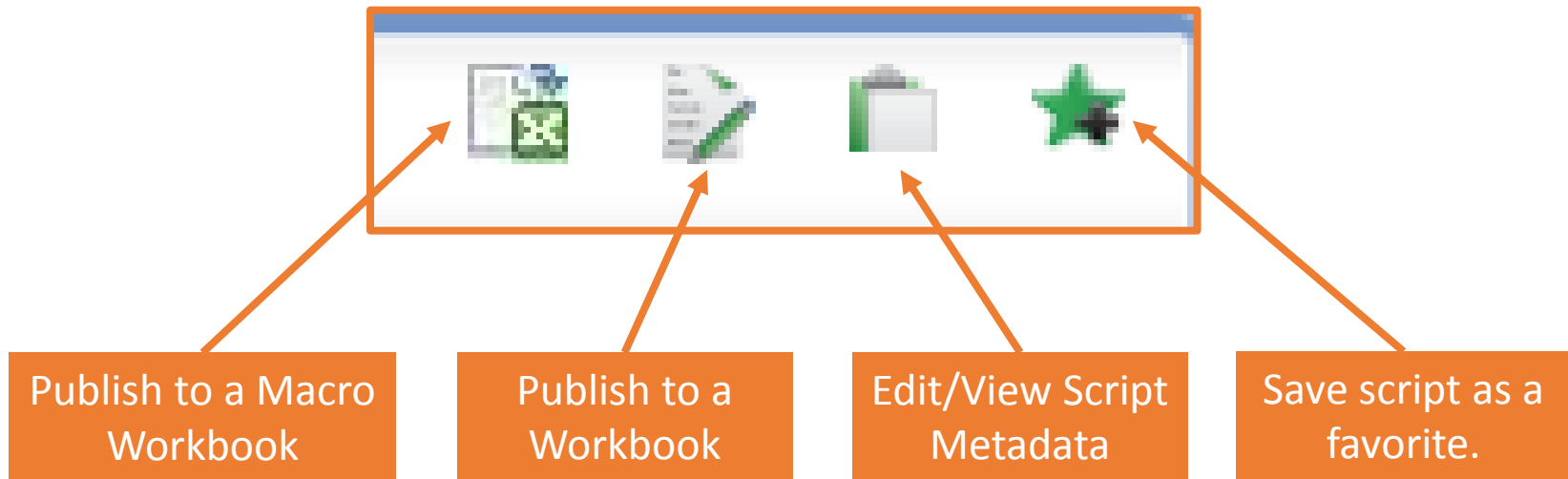
SSID – Winshuttle  
Password – wug2014

# Introduction





## Options





## Linking Processes

OM

Position	Train61	Training Position 61
Planning Status	Active	
Validity	10/10/2014	to 12/31/9999
<a href="#">Change Information</a>		
<b>Object</b>		
Object abbr.	NEWJOBTITLE	
Object name	New Job Title Goes Here	
Language Key	EN English	

PA

<b>Organizational plan</b>		
Percentage	100.00	
Position	50011494	NEWJOBTITLE
		New Job Title Goes H...
Job key	50013059	Lead.trainee
		Trainee for Leadership
Exempt	<input type="checkbox"/>	
Org. Unit	50004025	1601New York
		New York
Org.key	3000	



# Script Tips



## Linking Processes

- Whole business process
- Single Excel workbook
- Link, then publish

# Script Tips



Winshuttle TRANSACTION

File Edit Tools Help

SAP Certified  
Integration with SAP NetWeaver

TRANSACTION script: TRANSACTION script has not been created yet

### Record

Enter the SAP Transaction code to begin a new recording.

Transaction Code:

- Create recording from template
- Select Fields from a DIRECT template

### Map

You must load or create a TRANSACTION script before mapping.

### Run

You must map TRANSACTION script before running.

Record new SAP transaction

SAP Disconnected EN





## Data Maintenance





# Excel - Formula

## Count

A3					
A	B	C	D	E	
Number of Records	Personnel Number RP50G-PERNR	From RP50G-BEGDA	Valid To Date RP50G-ENDDA	Street and House Number P0006-STRAS	
1					
2	Entered:	80309	5/15/2014	12/31/9999	22403 64th Ave W
3	2	81800	6/1/2014	12/31/9999	1234 15 Ave W

# Excel - Macros



PA30AddUpdate.xlsx - Excel

FILE HOME INSERT PAGE LAYOUT FORMULAS DATA REVIEW VIEW DEVELOPER Winshuttle for Journal Entry Winshuttle Tiffani Marsing

Visual Basic Macros Record Macro Use Relative References Macro Security Code

Add-Ins COM Add-Ins Add-Ins

Insert Design Mode Run Dialog Controls

Source Map Properties Import Expansion Packs Export Refresh Data XML

Document Panel Modify

RunPublishedQsq RunQsqfile RunMacros

B11

	A	B	C	D	E	F	G	H	I	J	K	L	M	N
1		<b>Personnel Number</b>	<b>Effective Date</b>	<b>Valid To Date</b>	<b>Street and House Number</b>	<b>City</b>	<b>Zip Code</b>	<b>Area Code</b>	<b>Telephone Number</b>					
2		80309	5/15/2014	12/31/9999	22403 64th Ave W	Mountlake Terrace	98043	545	755-2145					
3		81800	6/1/2014	12/31/9999	1234 15 Ave W	Lynnwood	98087	555	555-1212					
4														
5														
6														
7														
8														
9														
10														
11														
12														
13														
14														
15														
16														
17														
18														
19														
20														
21														
22														
23														

Sheet1 Sheet2

Select destination and press ENTER or choose Paste

100%



# Excel - Hyperlink



The screenshot shows the Microsoft Excel application window. The title bar reads "PA30AddUpdate.xism - Excel". The ribbon is set to the "INSERT" tab, and the "Hyperlink" button is highlighted. The spreadsheet below has a header row with the following columns: Personnel Number, Effective Date, Valid To Date, Street and House Number, City, Zip Code, Area Code, and Telephone Number. The status bar at the bottom indicates "READY" and "100%" zoom.



# Form



Winshuttle TRANSACTION

File Edit Tools Help

SAP Certified  
Integration with SAP NetWeaver

TRANSACTION script: TRANSACTION script has not been created yet

**Record**

Enter the SAP Transaction code to begin a new recording.

Transaction Codes:

- Create recording from template
- Select fields from a DIRECT template

**Map**

You must load or create a TRANSACTION script before mapping.

**Run**

You must map TRANSACTION script before running.

Record new SAP transaction

Disconnected EN

Vendor Maintena... Winshuttle Comp... SAP Logon 730 Winshuttle Desig... Winshuttle TRAN...

7:35 AM 12/2/2013





## Personnel Action

Submit Request  
Submitted by: Winshuttle User1

**WINSHUTTLE™**

---

### Action

Personnel Number			
Action Type:	01-Hire	Action Reason:	03-New Season
Start Date:	5/29/2014		

---

### Personal Data

Title:	Mrs	Personnel ID Number:	999999999
Last Name:	Snow	First Name:	Stefani
Middle Name:	Jones	Birth Date: (mm/dd/yyyy)	01/01/1968
Gender:	<input type="radio"/> Male <input checked="" type="radio"/> Female <input type="radio"/> TBD		

Show Org       Show Pay       Show Bank

---

### Organization Data

Position Number:		Find Open Positions:	<input type="checkbox"/>
Short Description:		Long Description:	
Organization Unit:		Job Code:	
Personnel Area:		Personnel Sub Area:	
Employee Group:		Employee Sub Group:	
Business Area:			



# Questions?

